

PINA[®]

Your Swiss Option

ECHINUS


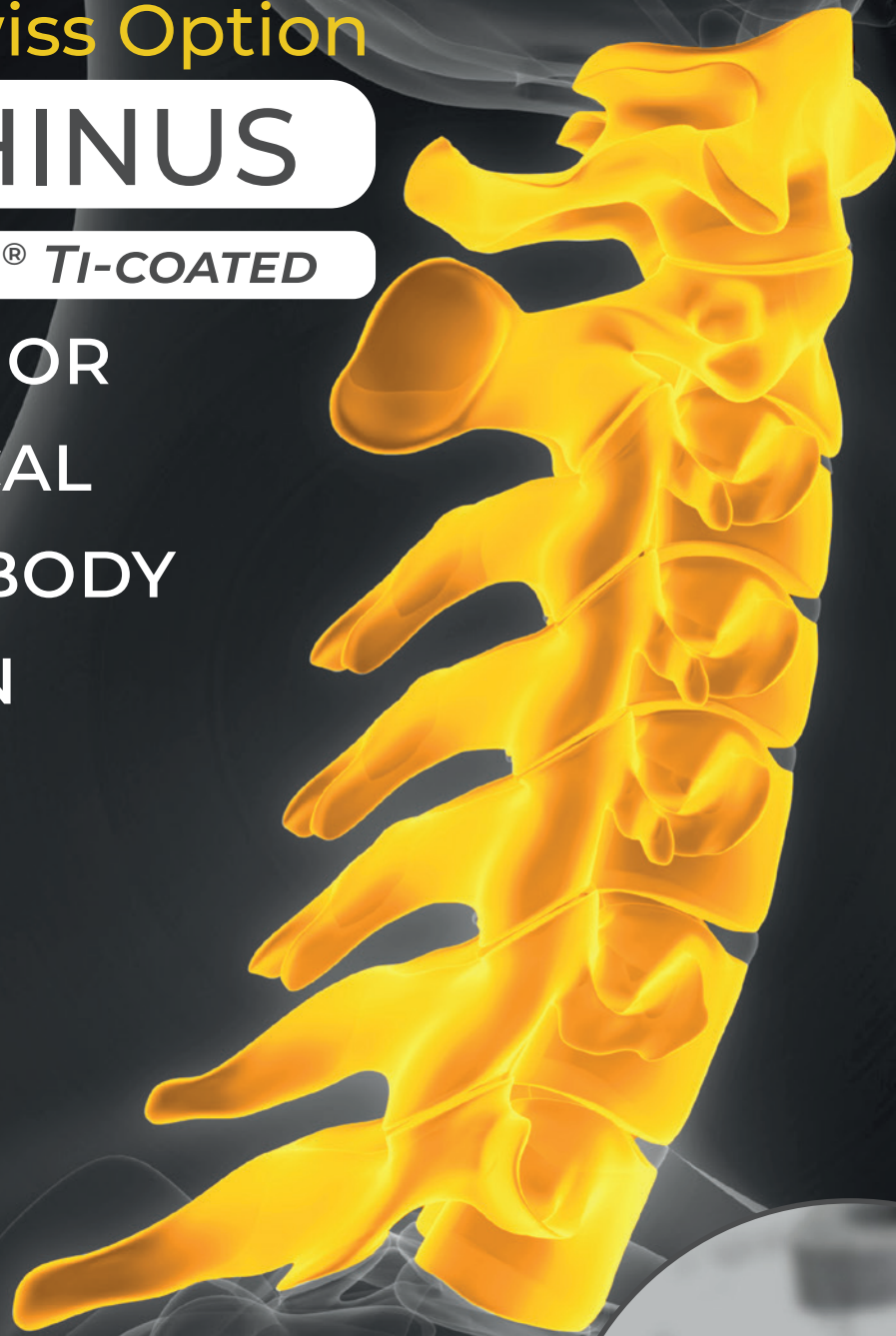
INVADUR[®] TI-COATED

ANTERIOR

CERVICAL

INTERBODY

FUSION




ECHINUS INVADUR® TI-COATED FEATURES

The intervertebral ECHINUS Invadur Ti-coated Cages from PINA® Medizintechnik Vertriebs AG are implants intended for implantation between the end plates of the individual vertebral bodies on the level from C2 to C7. The implants can be inserted via a lateral anterior approach to the cervical spine. Their shape is adapted to the morphology of the treated intervertebral spaces and the prescribed surgical techniques. The cages are available in various designs (tapered and arched) and sizes. The PINA® ECHINUS Invadur Ti-coated cages are made of PEKK, a polymer from the PEAK group that has been specially developed for implants and that is biocompatible, X-ray transparent, CT- and MRT-compatible. A special feature of the ECHINUS Invadur is the coating which consists of titanium VPS and allows optimal osseointegration.

FEATURES:

- 🗨 Anatomomic (arched) and Lordotic (tapered) shape
- 🗨 Two different footprints (15 x 13 mm, 17 x 14 mm)
- 🗨 Five different heights (4 mm - 8mm) with an increment of 1 mm
- 🗨 Easy handling of the instrumentation
- 🗨 Optimal bone osseointegration due to Ti-VPS coating
- 🗨 Titan markers in combination with Ti-VPS coating allow optimal imaging



magnified sectional view of the surface and the coating

ECHINUS INVADUR® TI-COATED IMPLANTS

ARCHED

ARTICLE NUMBER	ARTICLE DESCRIPTION	SIZE (WIDTH X LENGTH)	HEIGHT
710001 - EP.AS.4	ECHINUS Invadur, Ti-coated	small (15 x 13)	4
710002 - EP.AS.5	ECHINUS Invadur, Ti-coated	small (15 x 13)	5
710003 - EP.AS.6	ECHINUS Invadur, Ti-coated	small (15 x 13)	6
710004 - EP.AS.7	ECHINUS Invadur, Ti-coated	small (15 x 13)	7
710005 - EP.AS.8	ECHINUS Invadur, Ti-coated	small (15 x 13)	8
710006 - EP.AL.4	ECHINUS Invadur, Ti-coated	large (17 x 14)	4
710007 - EP.AL.5	ECHINUS Invadur, Ti-coated	large (17 x 14)	5
710008 - EP.AL.6	ECHINUS Invadur, Ti-coated	large (17 x 14)	6
710009 - EP.AL.7	ECHINUS Invadur, Ti-coated	large (17 x 14)	7
710010 - EP.AL.8	ECHINUS Invadur, Ti-coated	large (17 x 14)	8

TAPERED

ARTICLE NUMBER	ARTICLE DESCRIPTION	SIZE (WIDTH X LENGTH)	HEIGHT
710011 - EP.TS.4	ECHINUS Invadur, Ti-coated	small (15 x 13)	4
710012 - EP.TS.5	ECHINUS Invadur, Ti-coated	small (15 x 13)	5
710013 - EP.TS.6	ECHINUS Invadur, Ti-coated	small (15 x 13)	6
710004 - EP.TS.7	ECHINUS Invadur, Ti-coated	small (15 x 13)	7
710005 - EP.TS.8	ECHINUS Invadur, Ti-coated	small (15 x 13)	8
710016 - EP.TL.4	ECHINUS Invadur, Ti-coated	large (17 x 14)	4
710017 - EP.TL.5	ECHINUS Invadur, Ti-coated	large (17 x 14)	5
710018 - EP.TL.6	ECHINUS Invadur, Ti-coated	large (17 x 14)	6
710019 - EP.TL.7	ECHINUS Invadur, Ti-coated	large (17 x 14)	7
710020 - EP.TL.8	ECHINUS Invadur, Ti-coated	large (17 x 14)	8






ECHINUS INVADUR® TI-COATED

MORE INFORMATION

INSTRUMENTS

- Clearly arranged set
- Colour-coded trial cages
- Simple insertion instrument




Further information at
info@bricon.com
and
+49 (0) 7461 9336-0

COMPATIBLE SYSTEMS

ANTERIOR CERVICAL PLATES

- BRICON SHARK CP PRO® ACP
- INION S1™ ACP



PINA®

Your Swiss Option

PINA Medizintechnik Vertriebs AG
Neuwiesenstrasse 15
8400 Winterthur / Switzerland

Tel.: +41 (44) 586 52 - 62

info@pina-med.ch
www.pina-med.ch



BRICON

Distributed by:

Bricon GmbH
Eisenbahnstrasse 100
78573 Wurmlingen / Germany

Tel.: +49 (0) 7461 9336 - 0

info@bricon.com
www.bricon.com